

# Baguier




Imprimer à taille réelle (décocher ajuster la taille)

Quel est votre tour de doigt ?

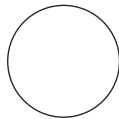
Posez une de vos bagues sur un des cercles du baguier ci-dessous.

Quand le trait du cercle touche l'intérieur de votre bague vous avez votre taille de doigt.

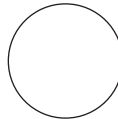
---



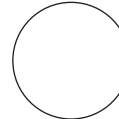
46




47




48




49



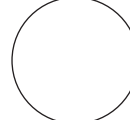
50




51




52



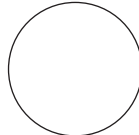
53



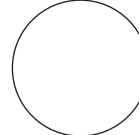
54




55




56




57




58




59




60




61




62




64



66



68



70



Vérifiez l'échelle en mesurant le trait ci-dessus, pour que le baguier soit juste le trait doit mesurer 10 cm.